


Verhoog uw exposure management met Tenable One

Jeroen Hanssens, Tenable



tenable one™



TENABLE ONE: Exposure Management For The Modern Attack Surface

Presenter: Jeroen Hanssens (Tenable SE BeLux)

OUR **GOAL** FROM THE BEGINNING:



*TO HELP YOU PREVENT
SUCCESSFUL ATTACKS*



OUR GOAL REMAINS **THE SAME:**

 nessus



 **tenable one**

Evolution: Vulnerability Management to Exposure Management

*TO HELP YOU PREVENT
SUCCESSFUL ATTACKS*

A LOT HAS **CHANGED**

Technology
Platforms

Attack
Techniques

Regulatory
Frameworks

Threat
Types

Workforce
Distribution

Technology
Assets

Attacker
Motivations

Supply
Chains

TENABLE HAS EVOLVED

Innovation and Acquisition...

Indegy

Alsid

Accurics

Cymptom

Bit
Discovery



Bringing It All Together

TENABLE HAS CHANGED...A LOT!



Tenable.sc

Passive
Monitoring

Tenable.io

FlawCheck

Cyber Risk
Metrics

OT Security

Web App
Scanning

AD Security

Cloud
Security

Attack Path
Analysis

Cloud
Agentless
Assessment

External Attack
Surface
Management



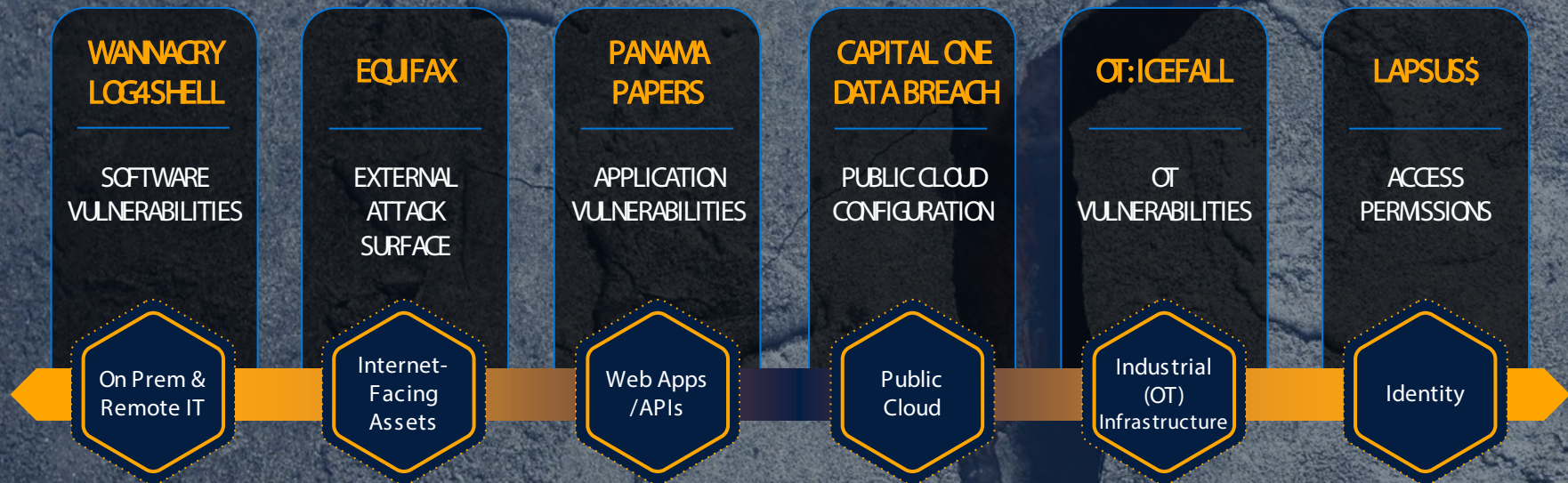
THE MODERN ATTACK SURFACE

3 attributes make the modern attack surface more difficult than ever to defend:

- 1 **RAPIDLY GROWING**
- 2 **HIGHLY DYNAMIC**
- 3 **INCREASINGLY INTERCONNECTED**



SIGNIFICANT BREACHES TARGET THE WEAKEST LINK ACROSS THE ENTIRE ATTACK SURFACE



THE PROBLEMS



Lack of
Visibility Into
Expanded
Attack Surface



Solution Silos
Contribute To
Lack of Context



Resource
Limitations



Lack of
Comprehensive
Metrics



Difficult to
Assess &
Communicate
Security Status

EVOLUTION: VULNERABILITY MANAGEMENT TO EXPOSURE MANAGEMENT





EXPOSURE MANAGEMENT PLATFORM



**EXPOSURE
VIEW**

Aggregated Cyber Risk Insights



**ATTACK
PATH ANALYSIS**

Breach & Attack Mitigation



**ASSET
INVENTORY**

Centralized View of Assets

EXPOSURE ANALYTICS

Data Aggregation, Risk Prioritization & Recommendations, Benchmarking

**VULNERABILITY
MANAGEMENT**

**WEB APP
SECURITY**

**CLOUD
SECURITY**

**IDENTITY
SECURITY**

**ATTACK
SURFACE
MANAGEMENT**

Putting Exposure Management To Use



CISOs, BISOs & Other
Security Executives

- Accurate risk assessments to improve decisions regarding investments and insurability, meet compliance requirements and drive organizational improvement.
- Actionable metrics to help measure, compare and communicate cyber risk to IT and security teams, as well as to non-technical executives and operating teams
- A unified view of cyber risk with clear KPIs to measure progress and benchmark comparisons against industry peers and within the organization.
- The ability to answer the question: “How secure are we?”

Putting Exposure Management To Use



Director/Manager

- Comprehensive insight and context—threats, assets and privileges
- Reduction in risk and remediation/response resources
- Anticipate attack consequences via a contextual view of assets and users
- Clear, easily communicated key performance indicators (KPIs) and benchmarks



Analyst/Technician

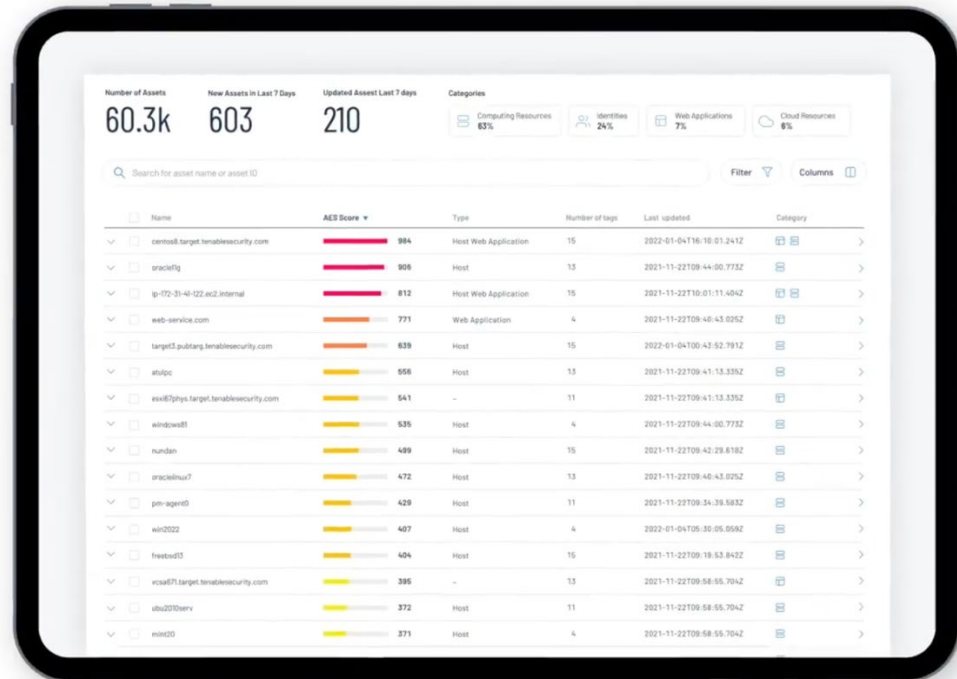
- Full visibility and understanding of the entire attack surface
- Unified view of all assets —no more blind spots
- Precise remediation prioritization for all types of vulnerabilities and exposures
- Clarity for building a baseline for effective risk management
- Improved risk decision making

TENABLE ONE EXPOSURE MANAGEMENT PLATFORM: COMPREHENSIVE VISIBILITY

Quickly understand and manage
risk across entire attack surface
and eliminate blind spots.



Asset Inventory

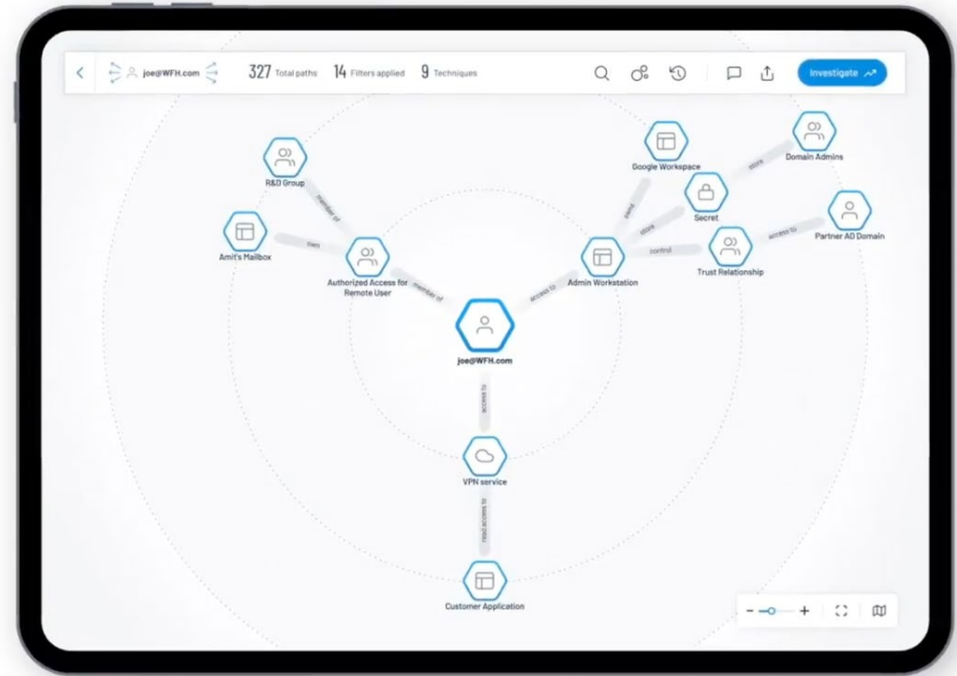


TENABLE ONE EXPOSURE MANAGEMENT PLATFORM: PREDICTION AND PRIORITIZATION

Anticipate consequences of a cyberattack, prioritize actions and reduce risk with the least amount of effort.



Attack Path Analysis



TENABLE ONE EXPOSURE MANAGEMENT PLATFORM: EFFECTIVE METRICS TO COMMUNICATE CYBER RISK

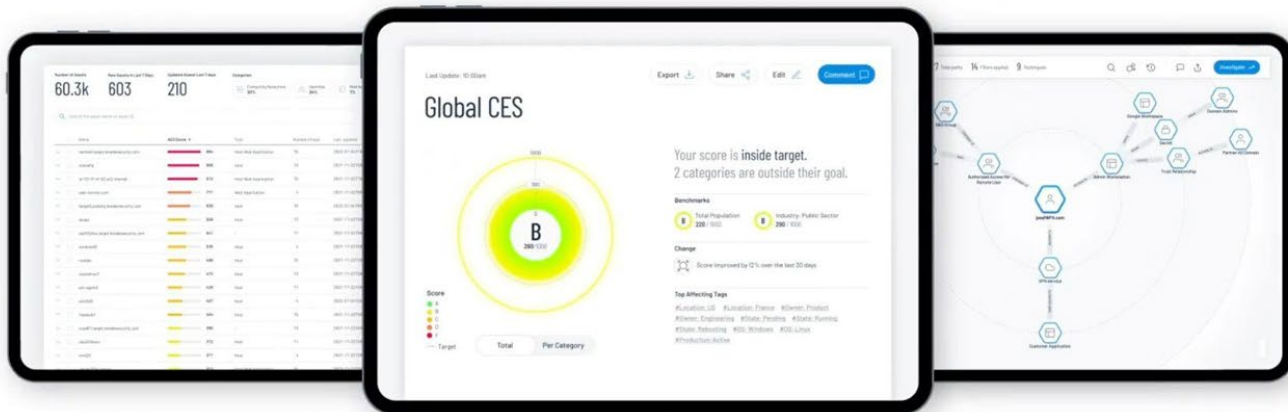
A centralized, business-aligned view of cyber risk with clear KPIs and benchmarks.



Asset Inventory

Exposure View

Attack Path Analysis



WORKSPACE LANDING PAGE

The screenshot displays the Tenable Workspace landing page. At the top left, the Tenable logo and the word "Workspace" are visible. The main content area is divided into two sections: "Tenable Products" and "Analysis and Prioritization Guidance".

Tenable Products

- Tenable.io**: Scan assets for vulnerabilities, view and refine results and related data, and share this information with an unlimited set of users or groups.
- Tenable.cs**: Secure your full-stack from code to cloud, eliminate posture drifts, and track and report violations.

Analysis and Prioritization Guidance

- Exposure View**: Unite the global cyber exposure risk of your organization in a single view.
- Attack Path**: Embrace the attacker's perspective to manage critical attack techniques across your organization.
- Lumin**: Assess your Cyber Exposure risk and compare your health and remediation performance to other Tenable customers.

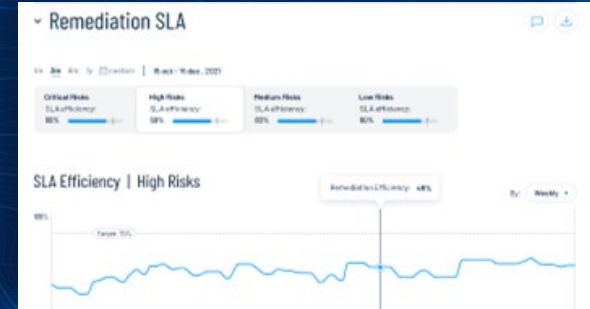
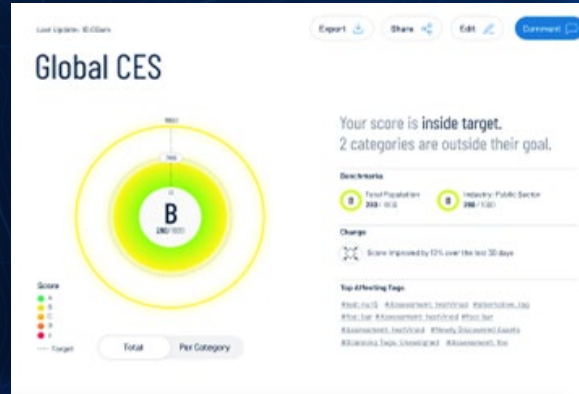
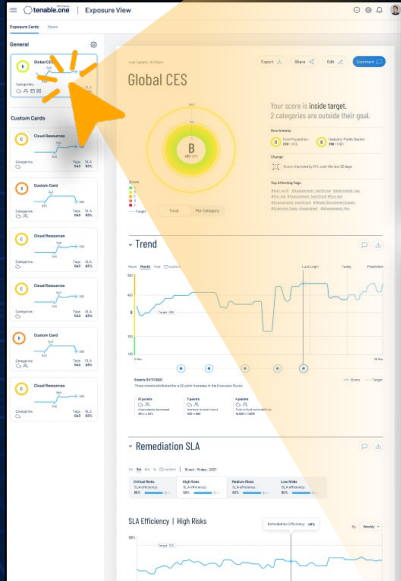
On the right side, a "Workspace" navigation menu is shown, listing the following options:

- Workspace
- Tenable.io
- Tenable.cs
- Tenable.io Web App Scanning
- Exposure View
- Attack Path
- Asset Inventory
- Lumin

The top right of the navigation menu includes "Quick Actions", a help icon, a notification bell with a "10" badge, and a grid icon.

Brings together all core applications.

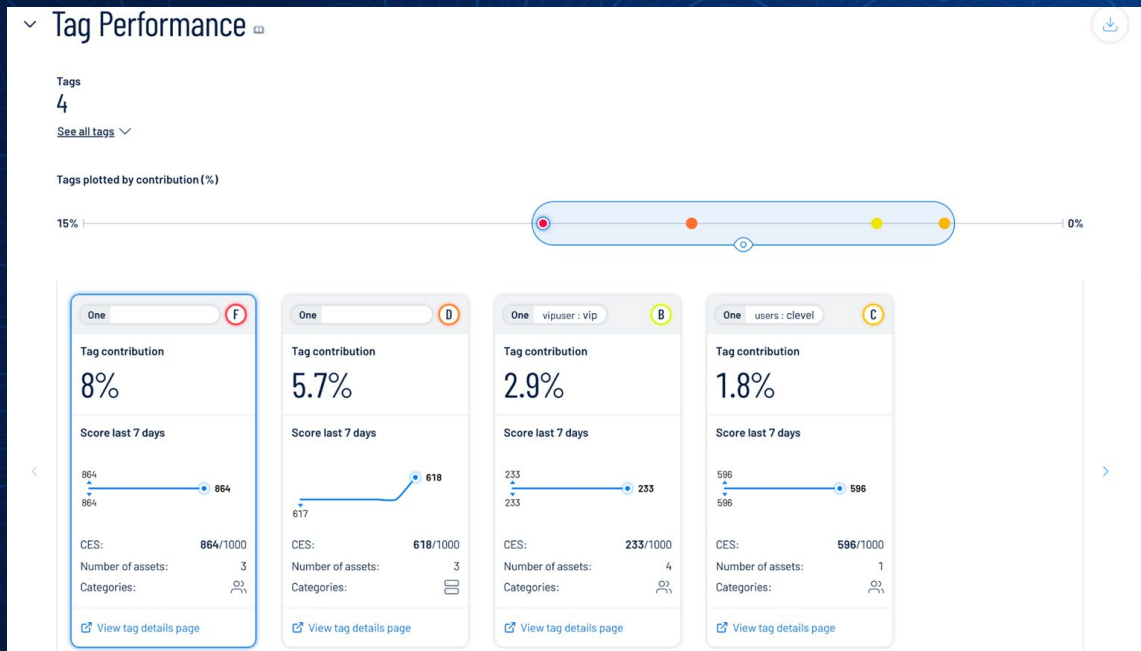
EXPOSURE VIEW: GLOBAL CYBER EXPOSURE SCORE



Global Exposure View answers questions:

- Where do we stand?
- How is our score trending?
- How effective is our program maturity?

EXPOSURE VIEW: GLOBAL CYBER EXPOSURE SCORE




Tag Performance describes:

- What areas make up this Exposure View?
- Which areas are driving the score?
- Which areas require focus?

ASSET INVENTORY


tenable.one | Asset Inventory

Analytics




Exposure View

Unite the global cyber-exposure risk of your organization in a single pane of glass



Attack Path

Embrace the attacker's perspective to manage critical attack techniques across your entire organization



Asset Inventory

Organize, manage, and review your organization's assets no matter the source

tenable.one | Assets Inventory

Asset Overview | Tag Overview

Number of assets: 10.5k | New assets in last 7 days: 10.5k | Updated assets in last 7 days: 10.5k

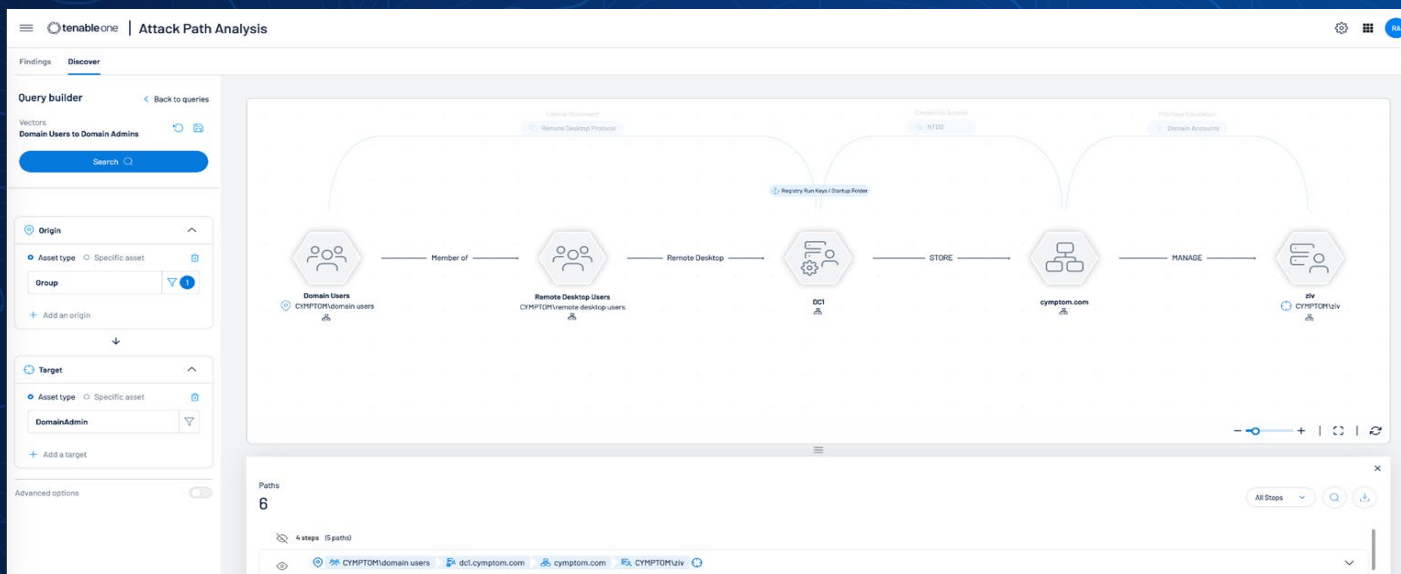
Categories: Web Applications 20% | Computing Resources 50% | Identities 30%

Search for asset name or asset ID

Name	AES Score	Type	Number of tags	Last updated	Category
00A22UHWO	627	activedirectory	5	1/20/2022, 9:20:43 AM	
00C050QM9	668	activedirectory	5	1/20/2022, 9:21:20 AM	
001130G07	532	activedirectory	4	1/20/2022, 9:20:33 AM	
00L59YQ07	597	activedirectory	3	1/20/2022, 9:21:01 AM	
000780KX8	376	activedirectory	3	1/20/2022, 9:20:52 AM	
00P17PMM9	694	activedirectory	2	1/20/2022, 9:20:57 AM	

- Full visibility into all assets regardless of data source (VM, WAS, Active Directory, etc).
- View Asset details
- Create tags for custom Exposure Cards

ATTACK PATH ANALYSIS



- Protect your most critical assets
- Visualization and prioritization to mitigate common attack paths from externally identified points through to critical internal assets long before attackers seek them out.
- Visualize all viable attack paths continuously—both on-premises and in the cloud.



EXPOSURE MANAGEMENT PLATFORM



**EXPOSURE
VIEW**

Aggregated Cyber Risk Insights



**ATTACK
PATH ANALYSIS**

Breach & Attack Mitigation



**ASSET
INVENTORY**

Centralized View of Assets

EXPOSURE ANALYTICS

Data Aggregation, Risk Prioritization & Recommendations, Benchmarking

**VULNERABILITY
MANAGEMENT**

**WEB APP
SECURITY**

**CLOUD
SECURITY**

**IDENTITY
SECURITY**

**ATTACK
SURFACE
MANAGEMENT**

TENABLE ONE EXPOSURE MANAGEMENT: IN SUMMARY



Visibility Into
Expanded
Attack Surface



Solution Silos
Broken Down



Resource
Allocation
Based On Data



Comprehensive
Metrics



Security Status
Clearly
Communicated



Thank You!