

WikiWebinar

**Meer M365-data, meer
storagekosten, meer AI-
mogelijkheden .. of toch niet?**

Datamanagement & data recovery
Vorbereiding op een succesvolle Copilot-rollout
Woensdag 17/04/2024 – 11u00 – Online webinar

Kris Poisson

Specialized Sales Workplace

+32 473 81 63 70

kris.poisson@inetum-realdolmen.world



Workplace?

Materiaal
(laptops,
smartphone,
peripherals ...)

**Additionele
totaalontzorgende
diensten
(Workplace-as-a
Service)**

**M365
Opzet & migraties**
(Exchange > OL +
bijhorende security
(SPF/DKIM/DMARC),
tenant-to-tenant
...)

**Uitrusting
vergaderzalen /
moderne werkplek**

MS Teams
(basisfunctionaliteit > callcenter-oplossingen
(Tendfor))

**Mobile device &
application
management
* (SCCM, Intune,
SCAPPMAN)**

**AI tooling
(CoPilot)**

**Back-up- &
restore-
oplossingen**

Raakvlakken AI / back-up & restore

AI

Groot potentieel voor toegevoegde business waarde voor organisaties

Rendement afhankelijk van kwaliteit van de data beschikbaar voor het AI-systeem

Introductie AI vereist een aantal prerequisites

- Welke voorbereidingen op het niveau van data worden best getroffen om te komen tot een succesvolle rollout van Copilot?
- De vraag is dus of al die gegevens echt opgeslagen moeten blijven of moeten worden geback-upt? Of kan dit slimmer en kostenefficiënter worden aangepakt?
- Nogal wat klanten met een problematiek dat ze op termijn mogelijk meer data bezitten dan wat compatibel is met het M365-abonnement, waardoor extra storagekosten om de hoek loeren.



Doelen webinar

- Zicht op de mogelijkheden om uw omgeving klaar te stomen voor AI
- Hoe de stap concreet te zetten?

Toelichting door Danny Van Dijk (Channel Solution Engineer Avepoint)

U krijgt een antwoord op volgende vragen:

1. Hoe en waarom helpt een degelijke **back-up- en archiveringsstrategie** bij het beschermen van uw gegevens en het voorkomen van verlies?
2. Hoe helpt de nieuwe AvePoint Opus-oplossing om de **data-overload onder controle te houden en cloudkosten voor storage** in uw SharePoint **onder controle** te houden?
3. Hoe voorkomen dat **onvolledige, verouderde en inconsistente data** een impact hebben op de **prestaties van AI** en hoe uw omgeving en data Copilot-ready maken?



Meer M365-data, meer storagekosten, meer AI-mogelijkheden. Of toch niet?

AvePoint & Inetum-Realdolmen

Microsoft
Partner



Gold Application Development
Gold Collaboration and Content
Gold Cloud Productivity
Gold Messaging
Gold Datacenter

Collaborate with Confidence

Accessible content is available upon request.



Danny van Dijk

Channel Solution Engineer

 AvePoint

 Geleen

 [in/vandijkdanny](#)

AGENDA

- 01** Intro Microsoft 365 Co-pilot
- 02** Centralize and Improve Data Integrity (Opus)
- 03** Confidence in your Data (Cloud backup)
- 04** Demo!



We are AvePoint



17k+
Customers



88
Countries



7
Continents



100+
Cloud Marketplaces



3500+
Transacting Partners

AvePoint
Elements



Customer Insights



Value-Added Services



Operational Efficiencies

Certified



Recognized

Microsoft
Partner



5x
Partner of the Year
Award Winner

Trusted

5-Star Software Vendor in CRN's 2022
Partner Program Guide

One of the **20 Coolest Data Protection
Companies**, as part of CRN's 2022
Storage 100

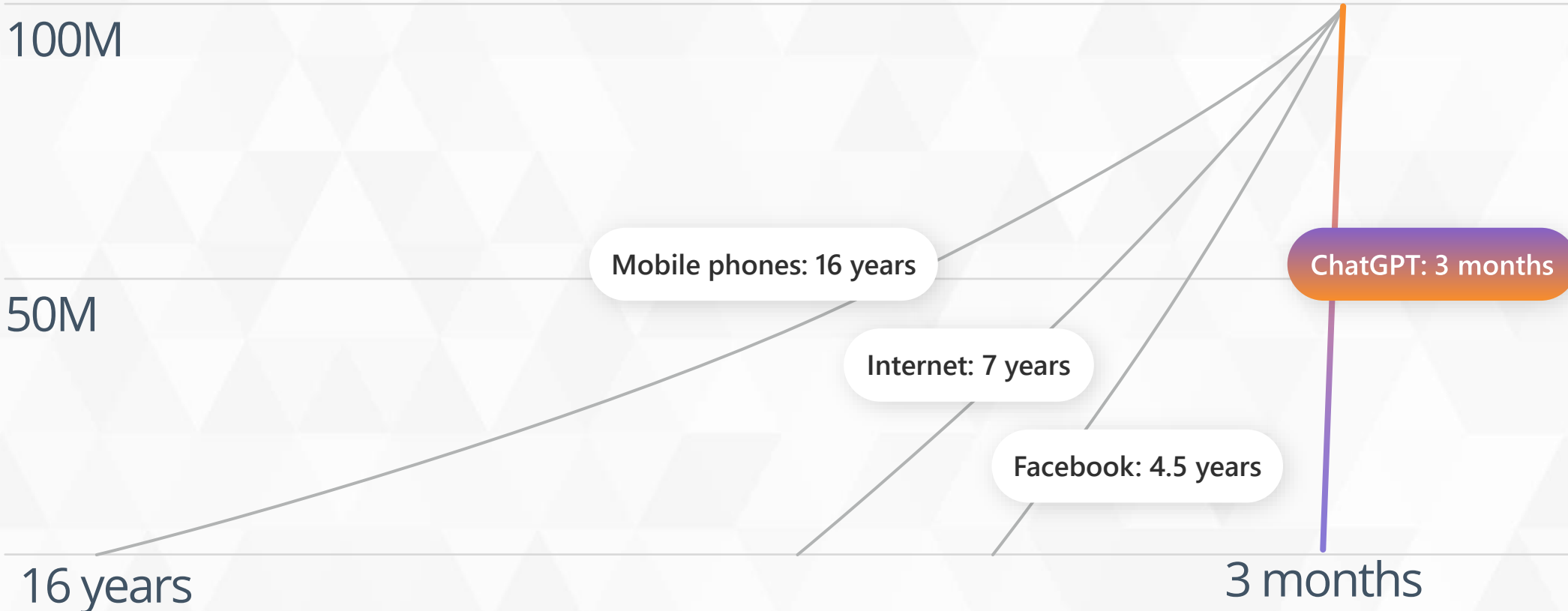
Enablement

Partner Program and Certifications to expand
your services and build credibility

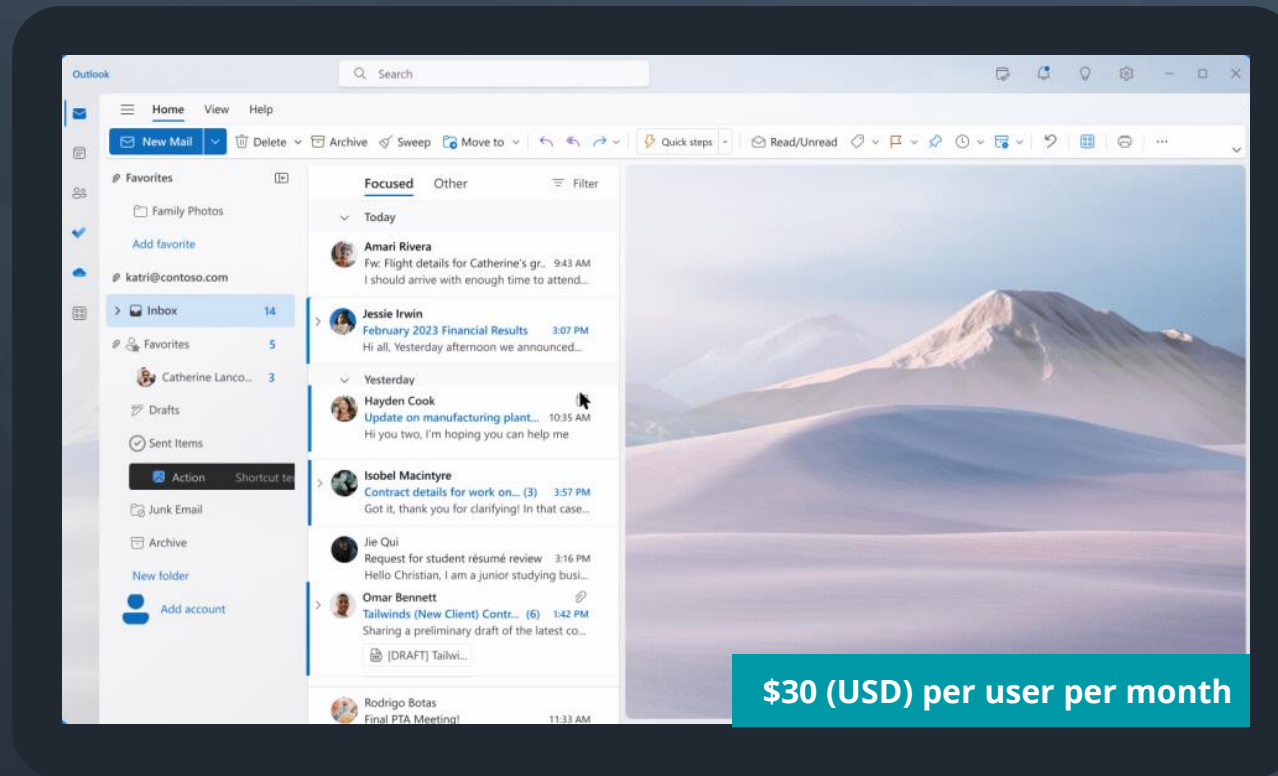


Generative AI technologies are *here*

Time to reach 100M users



What Copilot for M365 is all about



- ❖ Microsoft Co-Pilot is an AI-powered tool that assists users by providing real-time guidance, insights, and automation across various tasks and roles within an organization.



In the world of AI productivity tools, Copilot for Microsoft 365 is here to **transform the way we work.**

But there's one problem



There's a lot of data.

And more data doesn't always mean better results for AI.

Expected Benefits

Deeper and more relevant search results

Personalized, relevant, and actionable responses

Tenant, group, and user protections

AI-assisted creativity, productivity, and automation



Microsoft 365
Copilot

Considerations

Storage

Data privacy

Security and compliance

Adoption



Existing Data Challenges are Amplified with the use of AI

47% of digital workers **struggle to find the information** needed to effectively perform their jobs

40,000 permissions granted, >50% of permissions are **high-risk**, capable of causing **catastrophic damage** if used improperly

On average, globally, every human creates at least **1.7 MB** of data every second

43% of respondents indicated that the most common barrier to AI adoption is the **lack of a clear strategy for AI**



What's Not Working

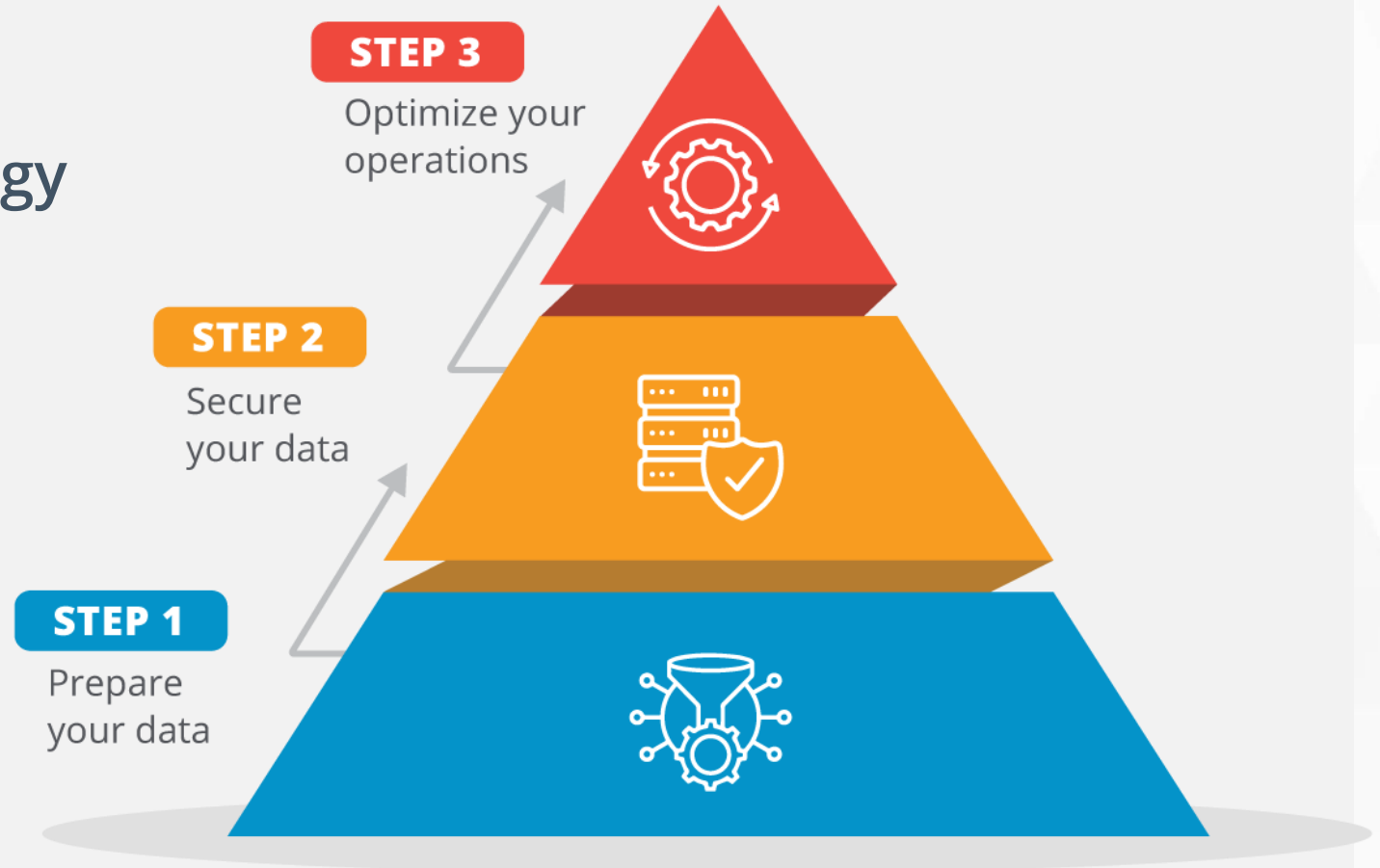


A Strong Data Foundation and Holistic Approach is Essential

Establish a robust data strategy to unlock the power of AI

In the world of AI productivity tools, Microsoft 365 Copilot is there to transform the way we work

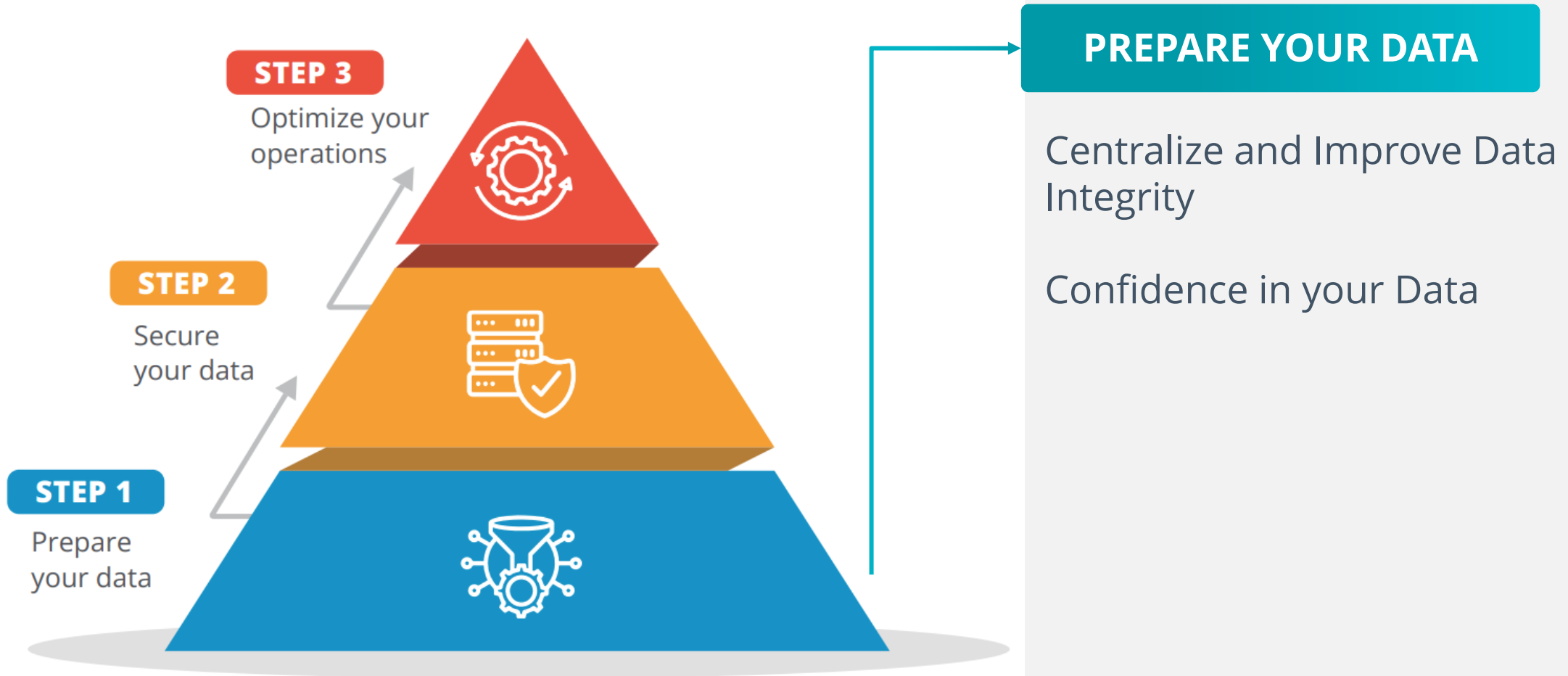
Leverage the AvePoint Confidence Platform for a strong data foundation, compliance and governance to ensure a sustainable adoption of Microsoft Copilot




Drive ongoing adoption



Prepare your data - Data Quality





Centralize and Improve
Data Integrity

Introducing: AvePoint Opus

Discover & Analyze

Unlock insights into your data to make good decisions

Intelligent Content Classification

Advanced auto-classification using machine learning models

Optimize Storage Space

Reduce costs of ever-increasing content growth

Manage Data Lifecycle

For compliant IM programs across all repositories





Understand your data to make good decisions

Discovery

Progress

Select scope

Find inactive data

Find ROT data

Find ROT data

Analyze data size of ROT data

Redundant Obsolete Trivial

Add Rule

- Legacy Office files**
Report the size of Word, PPT, and Excel files where the modified time is older than 3 years.
- Legacy notes**
Report the size of PDF and text files where the modified time is older than 2 years.
- Legacy videos, pictures, and zip files**
Report the size of videos, pictures, and zip files where the modified time is older than 6 months.
- Other legacy files**
Report the size of other files where the modified time is older than 6 months.

- Simple out of the box rules or configure your own definitions for redundant, obsolete and trivial content
- Analyze your whole environment or just a subset
- Deep scan down to version level to understand where storage is being consumed.



Understand your data to make good decisions

File analysis / ROT analysis (M365x257540)

Summary

Total Size	File Count	Max File Age	Total version size	PHL Volume
1,186,820 GB	52,841,932	3,237 Months	1,546 GB	15,608 GB

ROT data

With modified: From 1 month to 1 year

ROT size (GB): 30,112,834

ROT count: 1,190,188

27.44 % of the total storage of 185.41 TB found to Redundant, Obsolete or Trivial

ROT classification

- Redundant: 296572.26
 - >50 Versions: 254197.16
 - >10 Versions: 29400.38
 - Duplicate: 2545.36
 - Duplicate by signature: 572.09
- Obsolete: 4523.07
 - Old Office Files: 254197.16
 - Old Archive: 29400.38
 - Old Large Videos: 9857.28
 - Old Executables: 2545.36
- ROT: 3011095.32

Site collections

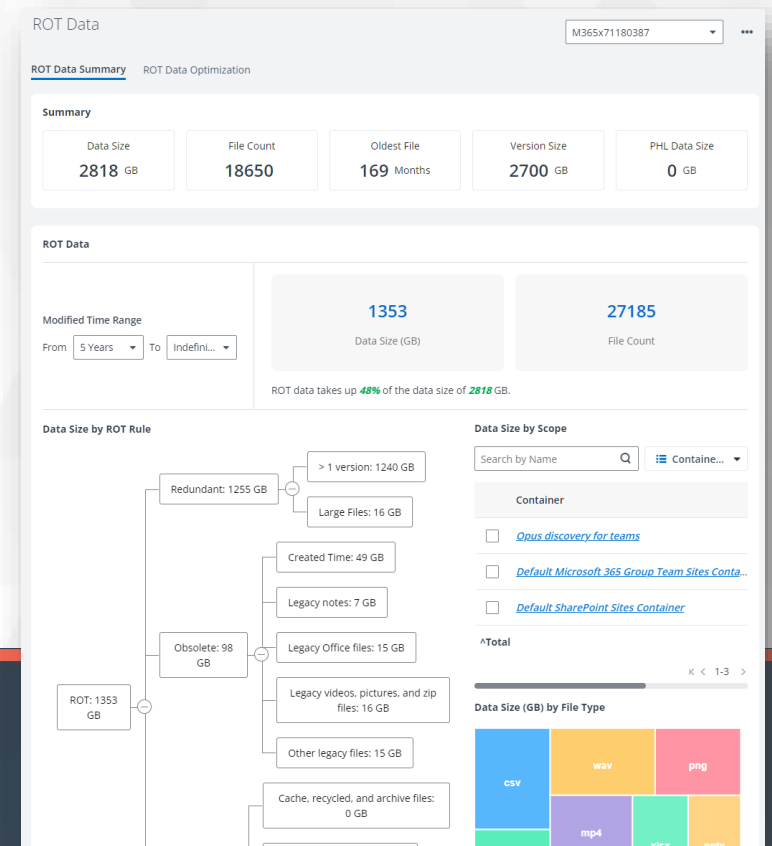
Container	ROT size (GB)
<input checked="" type="checkbox"/> Default	2,970.12
<input type="checkbox"/> US	2,970.12
<input type="checkbox"/> EMEA	2,970.12
<input type="checkbox"/> AU	2,970.12
<input type="checkbox"/> JP	2,970.12
Total	17,820.72

Size by Type (GB)

- Establishing a strong data foundation starts with understanding your content and identifying ROT (redundant, outdated, trivial) data.
- Simplify compliance with easy retention rules and optimize storage to declutter and save costs.
- Empower your data with dynamic business rules that help you gain control over content lifecycles.



Tackling Excessive Storage with Intelligent Analysis



- Leverage AvePoint built-in rules to analyze your storage environment swiftly and identify inactive and ROT content, addressing the root cause of excess storage.
- Gain valuable insights from the analysis, empowering you to make informed decisions and implement effective strategies in response to the growing storage challenge.
- Uncover hidden factors driving storage overages, enabling targeted strategies for optimization and efficiency.



Streamlining Content Archiving Decisions with Insightful Action

A screenshot of the AvePoint Opus web interface. The left sidebar shows navigation options: Dashboard, Search, Discovery and Analysis (selected), Discovery, Inactive Data (selected), ROT Data, Terms and Rules, Content Sources, Physical Records, My Tasks, Report Center, Maestro AI, Restore Center, Job Monitor, Download Center, and Settings. The main content area is titled "Inactive Data" and includes a sub-section "Inactive Data Optimization" with an "Archive or Destroy" button. Below this are filters for "Filter inactive data by", "Modified Time Range" (From: 5 Years, To: Indefinite), "File Size" (All), and "File Type" (csv). A table lists containers, with "Opus discovery for teams" checked. A modal window titled "Archive or Destroy" is open on the right, showing configuration options: "Define the data scope to be acted on" (Scope: Opus discovery for teams, Modified Time Range: From 5 Years to Indefinite, File Size: All, File Type: csv), "Define the objects that you want to manage" (All files in the scope selected), "Define the action that you want to take" (Archive and remove files from source selected), "Select a storage location" (Default Storage Policy_Default Physical Device), and "Archive or Destroy Data Job Schedule" (Run now selected).

- Gain insight and take action with AvePoint Opus' Discovery and Analysis tool, simplifying the decision-making process for content archiving.
- Intuitive reporting highlights target areas for storage optimization, providing a clear understanding of what content to move.
- Respond promptly to insights by performing archive or delete actions directly from the same user-friendly interface, ensuring a seamless and efficient workflow.



Start archiving to cheaper storage

SharePoint Online

[Run Storage Optimization Job](#) [↑ Inherit Parent Settings](#) [🔄 Simulate](#)

Content Source Tree

Information Lifecycle [Storage Optimization](#)

- My Registered Sites
 - Default Microsoft 365 Group Team Sites Container
 - (group728)https://m365x07242608.sharepoint.com/sites/group728** →
 - Top-level Site {group728}
 - Lists
 - Sites
 - Default Teams Channel Sites Container
 - Default SharePoint Sites Container
 - Import for Version 0907
 - Import for Version 0908
 - TeamSite

Settings

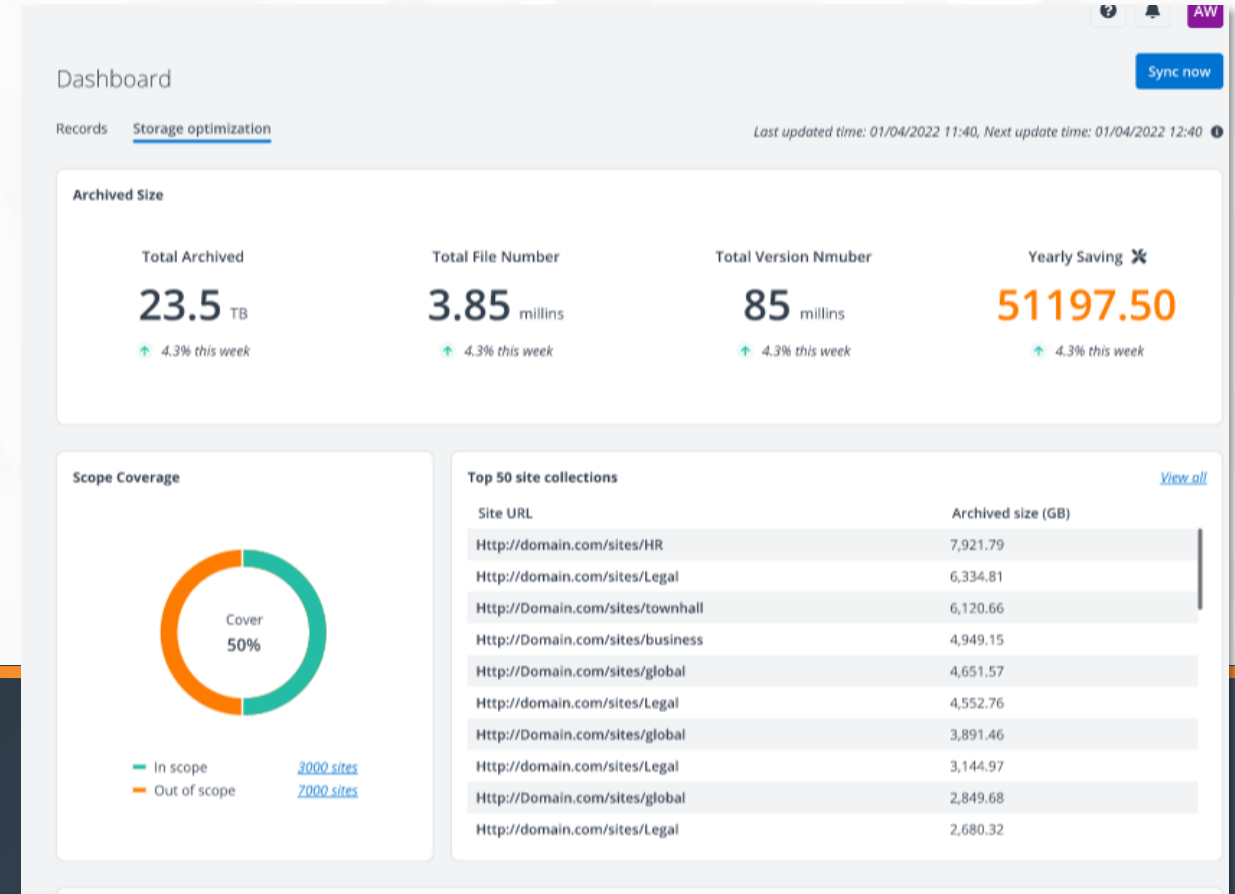
[\(group728\)https://m365x0724](#) * Unique

- > General
- > Archiving Settings
- > Storage Optimization Job Schedule

- Seamlessly store archived content on leading cloud platforms like Microsoft Azure, Amazon S3, and more.
- Optimize storage by leveraging Secure File Transfer Protocol (SFTP) or File Transfer Protocol (FTP) capabilities.



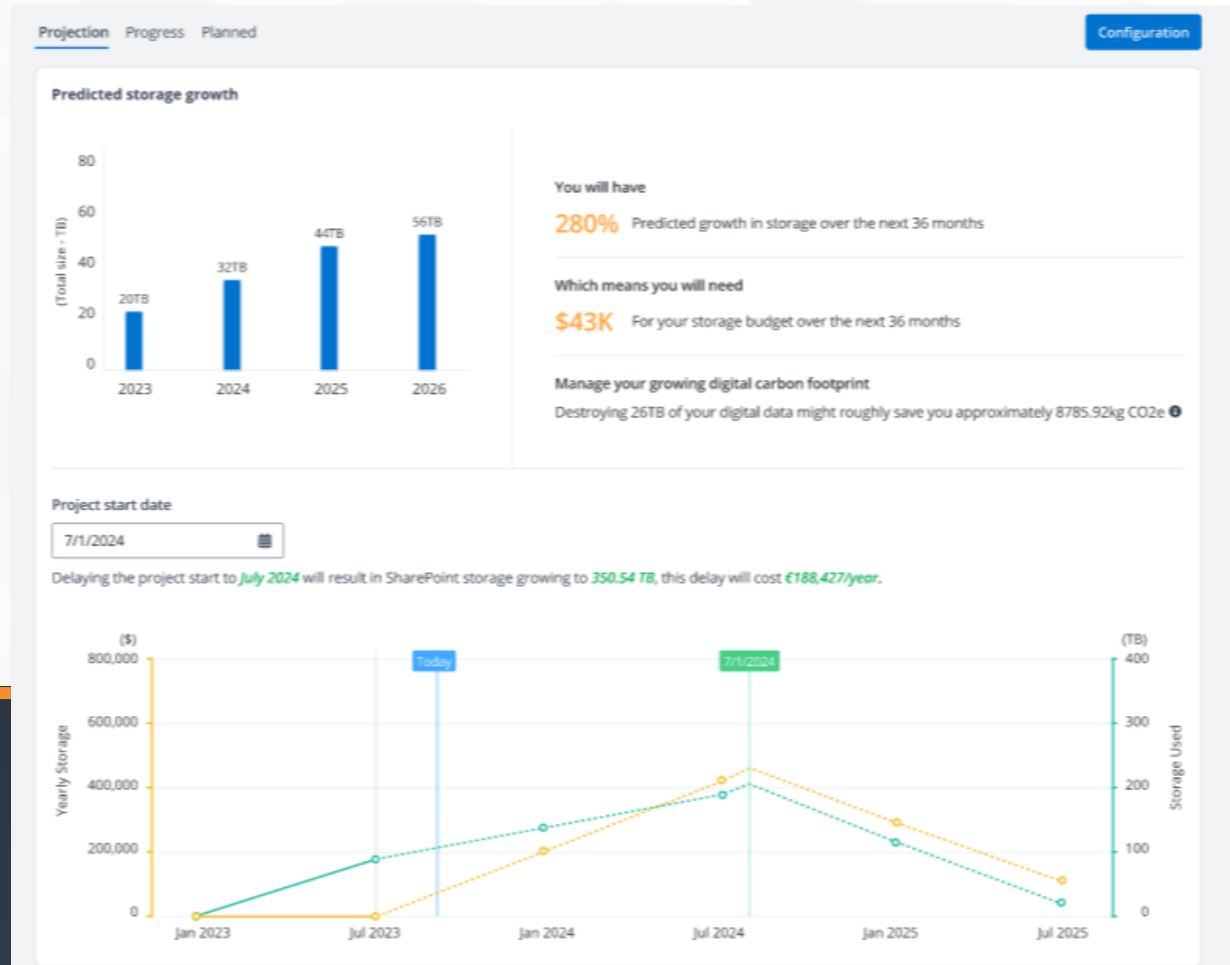
Drive Transparency, Success, and Value



- Track and report on actions taken, providing transparency and accountability in operations.
- Highlight achieved successes, demonstrating tangible benefits from implemented actions.
- Continuously measure ROI, show substantial cost savings, and consistently utilize the tool to deliver ongoing value to the organization.



Reduce risk while saving money



- Understand carbon footprint reduction to showcase progress over time.
- Forecast potential future content issues based on current trends and data patterns, enabling proactive management and mitigation strategies

Poll 1: Heeft U Inzicht in de
omvang en inhoud van uw
Microsoft 365 omgeving?

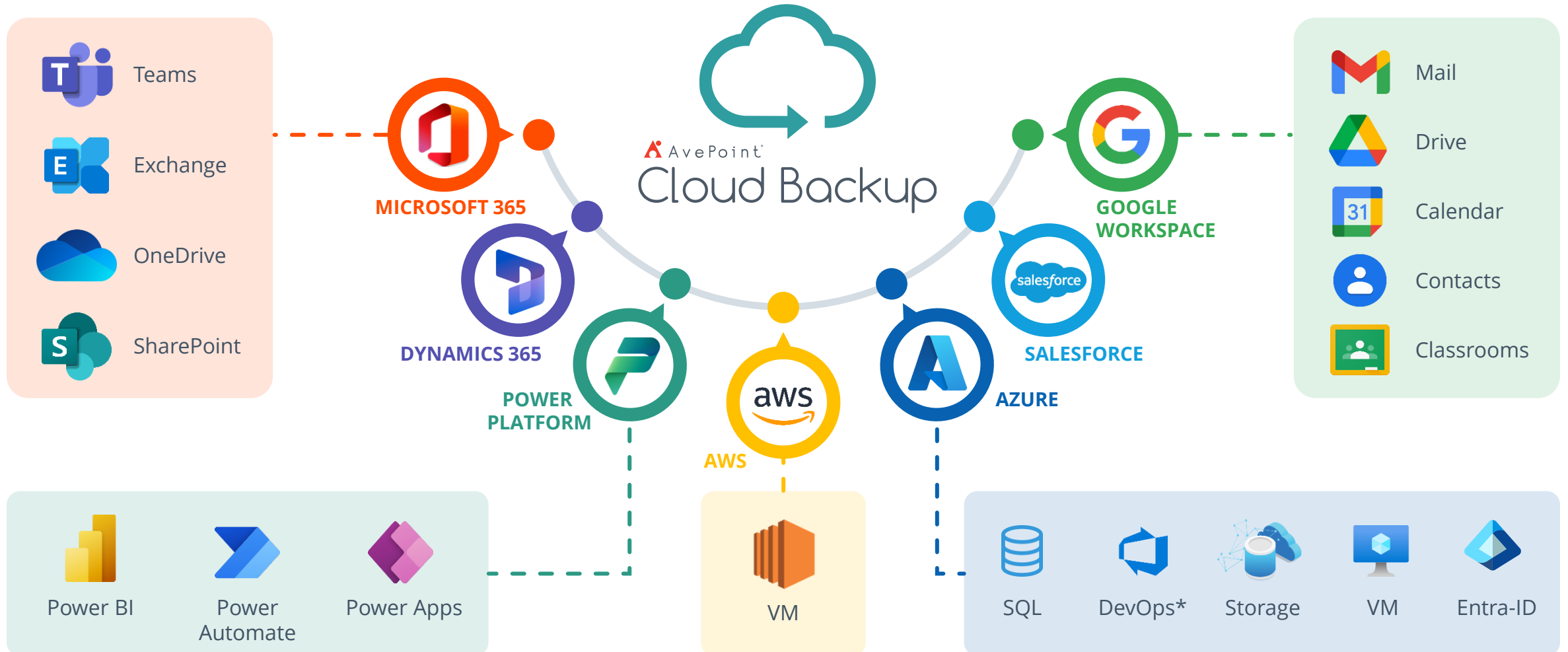


**Confidence in your data so you can
focus on your mission.**

AvePoint Cloud Backup platform

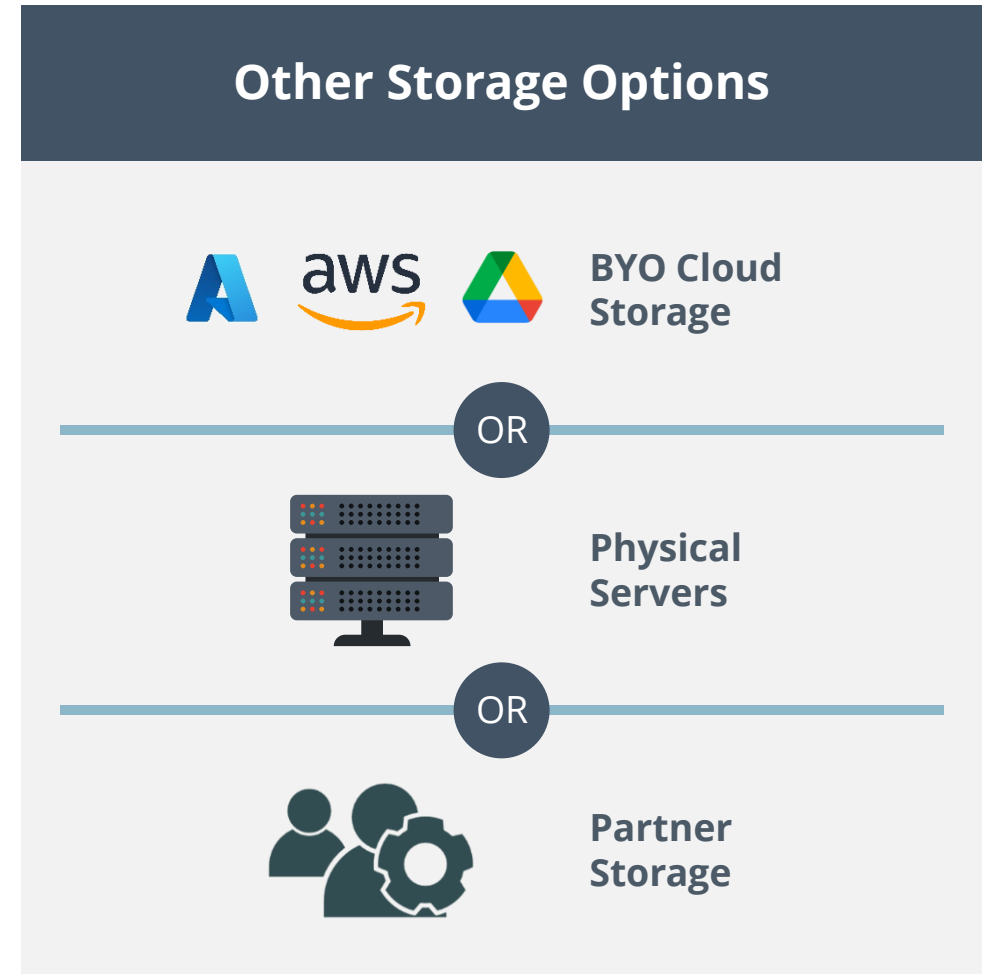
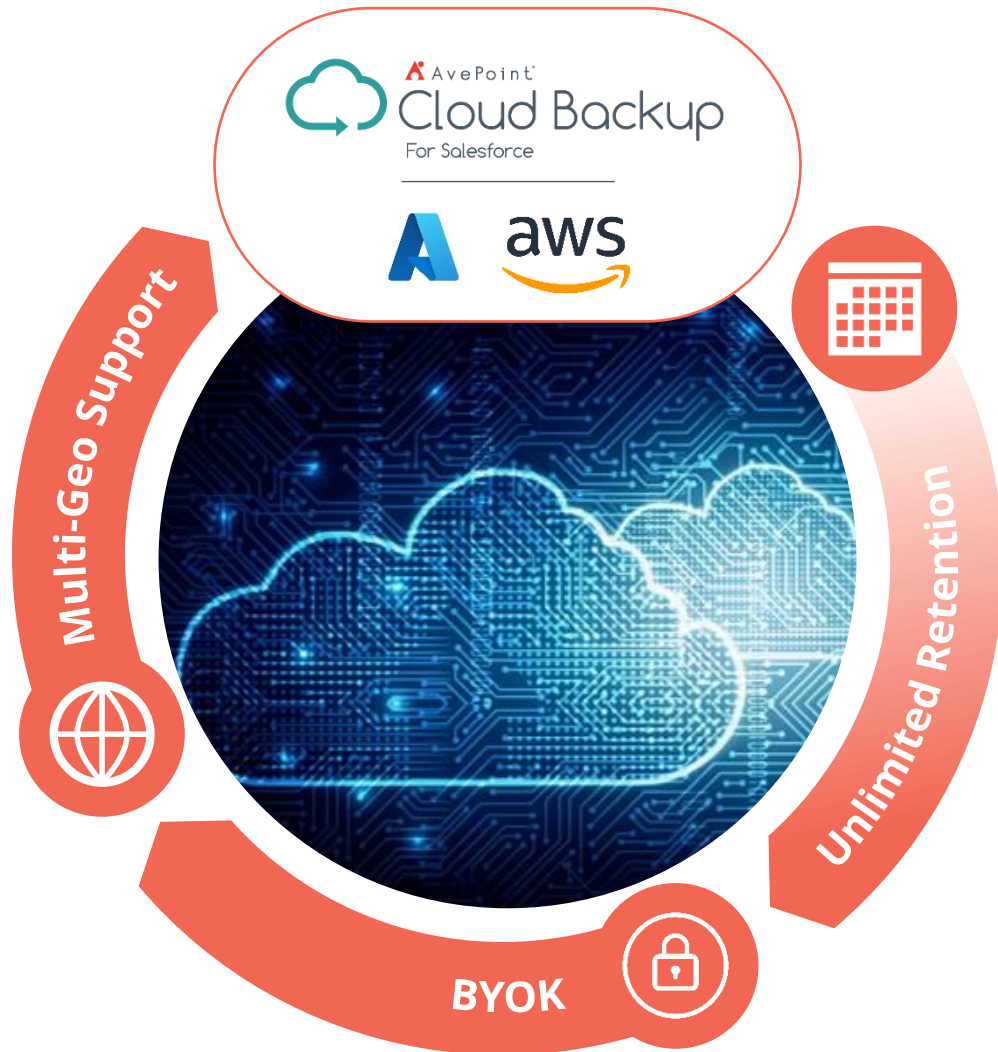
AvePoint Cloud Backup

a comprehensive cross-platform multi-cloud backup and restore solution

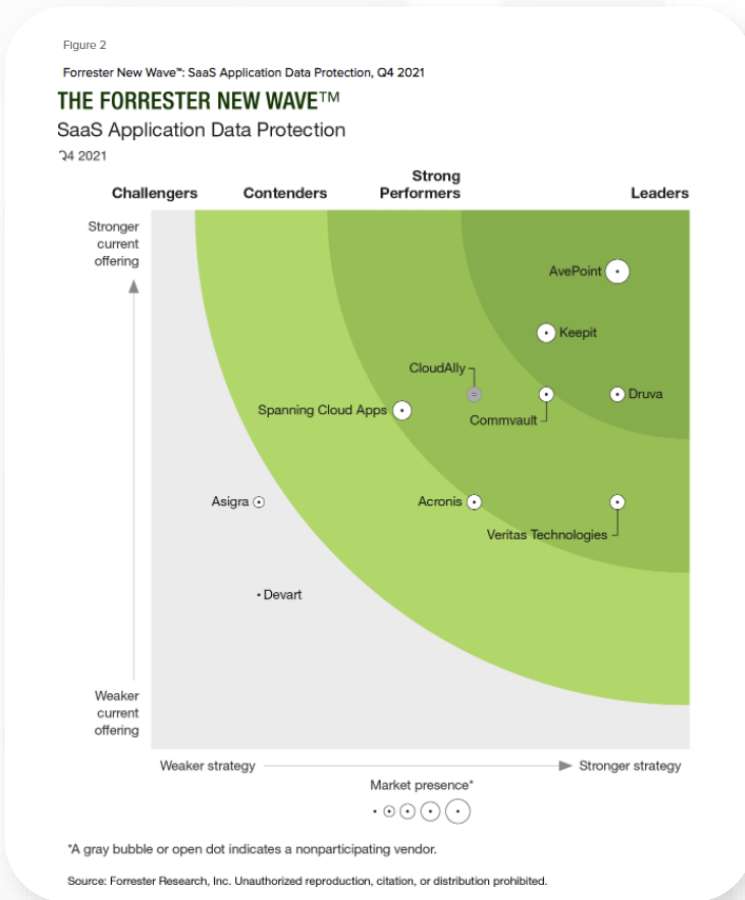


Meet Every Compliance Challenge

Store secure, immutable and logically air-gapped copies on the AvePoint Confidence Platform



The Leader in Multi-SaaS Backup Solutions



AvePoint named a Leader in The Forrester New Wave™: SaaS Application Data Protection, Q4 2021. AvePoint received the highest current offering score of all 10 vendors for Cloud Backup

Differentiated ratings – highest possible! – in M365, Google Workspace and Salesforce criteria

Differentiated ratings in security and privacy, usability, storage options criteria

Differentiated ratings in planned enhancements and innovation roadmap criteria

Disclaimer: The Forrester New Wave™ is copyrighted by Forrester Research, Inc. Forrester and Forrester Wave™ are trademarks of Forrester Research, Inc. The Forrester New Wave™ is a graphical representation of Forrester's call on a market. Forrester does not endorse any vendor, product, or service depicted in the Forrester New Wave™. Information is based on best available resources. Opinions reflect judgment at the time and are subject to change.



Data Protection in Office 365



1

What are we protecting against?



2

What does my insurance policy cover?



3

What should I really be worried about?



4

When should I ask for help?



Why would you backup the cloud?



Isn't that why I went with a cloud service?



Doesn't my cloud provider have me covered?



Do I really need it?



How would I do that anyway?



Your responsibility for backup



Microsoft Protection

- Loss of service due to hardware or infrastructure failure
- Loss of service due to natural disaster or data center outage
- Short-term user error with recycle bin / version history (including new [OneDrive "Files Restore"](#))
- Short-term administrative error with soft-delete for Groups, Mailboxes or services-lead rollback



Customer Responsibility

- Loss of data due to departing employees and deactivated accounts
- Loss of data due to malicious insiders / hackers deleting content
- Loss of data due to malware / ransomware
- Recovery from prolonged outages
- Long-term accidental deletion coverage with selective rollback



Introducing AvePoint Cloud Backup Express

Integration with native Microsoft 365 backup

The screenshot displays the AvePoint Cloud Backup Express interface for a user named 'BIG DATA LLC'. The interface is organized into a left-hand navigation pane and a main content area. The navigation pane includes options for Backup, Restore, Job monitor, System auditor, Subscription, and Account management. The main content area shows a 'Backup' section with three service tiles: Exchange Online, OneDrive for Business, and SharePoint Online. Each tile displays the status of the AvePoint Cloud Backup Express and the standard AvePoint Cloud Backup. Exchange Online shows a successful backup of 3837 objects. OneDrive for Business shows an initializing backup. SharePoint Online shows a configuration link for the Express backup.

Service	Backup Type	Status	Objects	Last Update
Exchange Online	AvePoint Cloud Backup Express	Success	3837	07/29/2022 9:29 AM
	AvePoint Cloud Backup	Warning	3837	07/29/2022 9:29 AM
OneDrive for Business	AvePoint Cloud Backup Express	Initializing	3837	-
	AvePoint Cloud Backup	Warning	-	-
SharePoint Online	AvePoint Cloud Backup Express	Configuring	-	-
	AvePoint Cloud Backup	Warning	3837	07/29/2022 9:29 AM



**Poll 2: Heeft U al over een backup van
Microsoft 365 nagedacht?**

*thank
you*



Sales@AvePoint.com | +1 800.661.6588



www.AvePoint.com



[in](#) [🐦](#) [▶](#) [f](#)

Workplace?

Materiaal
(laptops,
smartphone,
peripherals ...)

**Additionele
totaalontzorgende
diensten
(Workplace-as-a
Service)**

**M365
Opzet & migraties**
(Exchange > OL +
bijhorende security
(SPF/DKIM/DMARC),
tenant-to-tenant
...)

**Uitrusting
vergaderzalen /
moderne werkplek**

MS Teams
(basisfunctionaliteit > callcenter-oplossingen
(Tendfor))

**Mobile device &
application
management
* (SCCM, Intune,
SCAPPMAN)**

**AI tooling
(CoPilot)**

**Back-up- &
restore-
oplossingen**

AFSPRAKEN

Alle aanwezigen muted

Om iedereen in staat te stellen alles goed te verstaan

Vragen stellen via chatfunctie Q&A aan het einde

Deze zullen we dan aan het einde van de sessie overlopen tijdens de voorziene Q&A als er nog voldoende tijd is of we komen er later op terug

Ruimte voor interactie

Waardevolle input via polls voor het verdere verloop van het verhaal


Sessie opgenomen

Zowel het slidedeck (pdf) als de opname zullen bezorgd worden samen met een evaluatieformulier


Bedankt voor de interesse / aanwezigheid
Boeiende en leerrijke sessie gewenst!

Next steps

How we can help you ?



Vision & Value




Assess & Prepare



Pilot, Purchase, &
Enable



Adopt & Usage



Extend

Your
Journey



Advisory

Copilot
Readiness

Licenses &
Deployment

Adoption &
Change
Management

Extensibility &
Ongoing
Services

How we can help you ?

Advisory

Copilot
Readiness

Licenses &
Deployment

Adoption &
Change
Management

Extensibility &
Ongoing
Services



inetum.
GenAI Booster

Copilot for Microsoft 365 Workshop

Security Roadmap
Assistance

M365 Governance

Data mgmt. & recovery
with AvePoint

Copilot for Microsoft 365 Implementation & Adoption

Copilot for Microsoft 365 workshop

3-phase engagement:


1. Assess your needs
2. Explore the possibilities
3. Build a plan to implement



Security Roadmap Assistance

Follow-up engagement to our *Security Priority Assessment*

- Setup and/or finetune features according to security roadmap
- All M365 Security topics
Identity, Device Access, Threat Protection, Compliance
- Training + handover to IT



Microsoft 365 Governance

Create a governance plan

1. Vision and strategy
2. When to use what
3. Naming policies
4. Roles & responsibilities
5. Lifecycle management
6. Guest management
7. Admin centres
8. Governance automation



Upcoming events

- 18/04: Maak uw werkplek klaar voor de toekomst
 - i.s.m. HP
 - Living Tomorrow
(2 places available)
- NIS2 activities
 - 23/04 NIS2 is IT & OT! (Fortinet)
 - 25/04 How positively change the security behavior of your employees with Hoxhunt?
 - 14/05 Klaar om uw traditionele VPN te vervangen door ZTNA? (HPE Aruba Networking)
 - 29&30/05 Cybersec Europe 2024 @ Brussels Expo
 - 11/06 Hoe Threat Intelligence u helpt bij het nemen van betere beveiligingsbeslissingen (Secutec)

Q & A



inetum.com